

PRINTING SYSTEM



PRINTING SYSTEM

Used in Pathology, Cytology, Histology, Clinical Study Trials, Tracking of specimens.

Also known as Slide printer, Cassettes printer.

HTP51-75 CASSETTE PRINTER

Laser printing and easy to maintain. Capability of linking with the management system of the pathology department. Laser etching on the surface of the embedding cassettes, no need for consumables. No need for preheating, can be immediately used after starting up, safe and noiseless, free of

Maintenance.




SPECIFICATIONS

Model	HTP51-75
Printing method	Cassette Laser Printing
Average printing speed	≤ 3S / Cassette
Printing accuracy	≥ 1250 pi
Maximum Capacity	≥ 75 Cassettes
Minimum Capacity	≥ 1 slides
Power	100-240 ACV 50/60 Hz
Standby power	50 W
Rated Power	100 W
Dimensions	395x280x330 mm(LengthxWidthxHeight)
Laser Power	Pulse laser ≤ 2 W
System interface	Integrate with LIS/HIS/P IS
Printing Methods	Print online or off-line
Adhesion testing	Pull 1x10x30 mm 3M tape 3 times without fade
External device	Support Bar-code scanner inputting
Consumable items	Standard cassette

HTP51-150 SLIDE PRINTER

Laser printing and easy for maintaining. Capability of linking with the management system of the pathology department. Print online or off-line. The writing is clear and delicate, never wears out or fades, which meets the characteristic requirements of keeping slides for long-term reference. No need for preheating, can be immediately used after starting up, safe and noiseless, and free of Maintenance.



SPECIFICATIONS

Model	HTP51-150
Capacity	150 Slides
Average printing speed	≤ 3S / slide
Printing accuracy	≥ 1250 pi
Maximum Capacity	≥ 150 slides
Minimum Capacity	≥ 7 slides
Ambient Humidity	45 – 85 %
Dimensions	465x200x361 mm (LengthxWidthxHeight)
Laser Power	Pulse laser ≤ 2 W
System interface	Integrate with LIS/HIS/P IS
Printing Methods	Print online or off-line
Loading method	Cartridge clip type
External device	Support Bar-code scanner inputting
Consumable items	5×75 mm, 1 - 1.2 mm glass slide

HTP51-200 COVER SLIPER

Covers of various brands and specifications. Color touch screen control interface, real-time dynamic prompts of operation instructions, simple and efficient operation, prevent misoperation. By adjusting the flow and speed of the sealing rubber, it can be compatible with imported and domestically produced multi-standard sealing glue, stepless adjustment and real-time response. Whether the dispensing needle is in real-time detection and alarm function at the working position, and a cleaning screen is designed at the storage position to effectively prevent the nozzle from drying (manual operation is required). Automatically monitor the quality of the coverslip during the working process. The fragments and bad pieces are automatically discarded into the waste cassette. The sensor has self-checking function to effectively improve work efficiency. Automatically carry out two rounds of slide scans during the work process, effectively reducing the leakage rate of the slides and improving the quality of work. The slide out box has the function of putting it at any time and taking it at any time, and the machine automatically performs the operation; the machine without the exit box automatically detects and has the graphic sound alarm function.




SPECIFICATIONS

Model	HTP51-200
Specimen slide throughput	200 ~ 400 pieces/hour
Specimen slide holders	20 ~ 30 pieces/holder
Output magazines	30 piece/magazine
Cover slip magazine capacity	120 ~ 160 pieces/magazine
Specimen slide size	26x75 mm
Cover slip size	24x50 mm
Weight	70 kg

HTP51-15 MINI COVER SLIPER

Covering machine is a fast curing device for sealed glass slides. This machine adopts advanced microcomputer technology, which makes the equipment more accurate, stable and anti-interference ability.



Product Image Coming Soon

SPECIFICATIONS

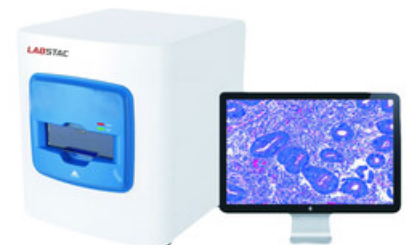
Model	HTP51-15
Slide seat	15
Speed	30 tablets/min
Rated voltage	AV 220 V ± 10 %
Power frequency	50 ± 1 Hz
Rated power	≤ 100W

HTP51-500 DIGITAL PATHOLOGICAL SLIDE SCANNER

The HS-TRO-005 is the most reliable and tested scanner model currently used in the world.

It suits the main requirement of almost 70% of all clients.

Precision line scanning technology ensures perfect quality at high speed. Simple operation. Automatically scans after closing the lid. Graded Magnetic Axis technology for accuracy.



SPECIFICATIONS

Model	HTP51-500
Short Desc	5 Slides Digital Pathological Slide Scanner
Acceptable Slides	1inx3in / 2inx3in
Capacity	5 slides (150-500 slides per day)
Lighting	LED
Scanning Manner	Line scanning
Objective Lens	OLYMPUS uplan apochromatic objective lens. Numerical Aperture 0.75
Movement Control	Linear magnetic axis motor control
Magnification	20 / 40
Resolution	0.5 µm / pixel (20X) 0.25 µm/pixel (40X)
Scanning Speed	40 sec/slide (20X,15mmx15mm) 100 sec/slide (40X,15mmx15mm)
Z-Stack Scan	Yes
Focusing	Automatic / Manual
Precise Identification	Yes
Label Identification	Bar code / QR
Image Format	JPEG/JPEG2000/BMP/TIFF
Work Station	CPU Intel Core I7
Hard Disk	1 TB
Memory	16 G
Monitor	24 inch
Dimension	655x680x890 mm, 780x565x880 mm
Weight	130 kg

HTP51-100 PATHOLOGICAL SLIDE SCANNER

The PrimeHisto XE is a histological slide scanner. With easy manipulation/setting, PrimeHisto XE allows the histological samples to be digitized in a matter of seconds. Ability to be suitable for most histological slide samples and can scan the entire histological slide image in a scanning area of 24.3x36.5mm. Also, has a high resolution of up to 10,000 DPI.



Product Image Coming Soon

SPECIFICATIONS

Model	HTP51-100
Resolution	10000x10000 DPI
Dynamic range	3.8 OD
Scan area	24.3x36.5 mm
Scanning medium	75x25 mm section
Photo formats	TIFF, JPEG

Light	transmits LED white light
Operating systems	Windows XP/Vista / 7/8/10, Mac OS X 10.5+
Volume	260x155x70 mm
Weight	1.05 kg



Labstac LLC

82 Wendell Avenue, STE 100, Pittsfield, MA, 01201, USA
Email: contact@labstac.com | Website: labstac.com